

COOLING CAPACITY: 18,000 - 60,000 BTU/H
HEATING CAPACITY: 18,000 - 59,000 BTU/H

**ENERGY-EFFICIENT,
 SPLIT SYSTEM HEAT PUMP
 UP TO 15 SEER & 9.0 HSPF**



Contents

Nomenclature.....	2
Product Specifications.....	3
Expanded Cooling Data.....	4
Expanded Heating Data.....	20
Performance Data.....	22
Dimensions.....	24
Wiring Diagram.....	25
Accessories.....	26

Standard Features

- Energy-efficient scroll compressor
- SmartShift® technology with short-cycle protection
- Expanded CoreSense™ diagnostics built in
- Single-speed condenser fan motor
- Factory-installed bi-flow liquid line filter drier
- Factory-installed suction line accumulator
- Factory-installed compressor crankcase heater
- Factory-installed high-capacity muffler
- Copper tube/enhanced aluminum fin coil
- Service valves with sweat connections and easy access to gauge ports
- Fully charged for 15' of tubing length
- AHRI Certified; ETL Listed

Cabinet Features

- Heavy-gauge galvanized steel enclosure with sound-control top
- Wire fan discharge grille
- Steel louver coil guard
- Baked-on powder-paint finish
- Rust-resistant screws
- Compact footprint
- Top and side maintenance access
- Single-panel access to controls with space provided for field-installed accessories
- When properly anchored, meets the 2017 Florida Building Code unit integrity requirements for hurricane-type winds (Anchor bracket kits available.)



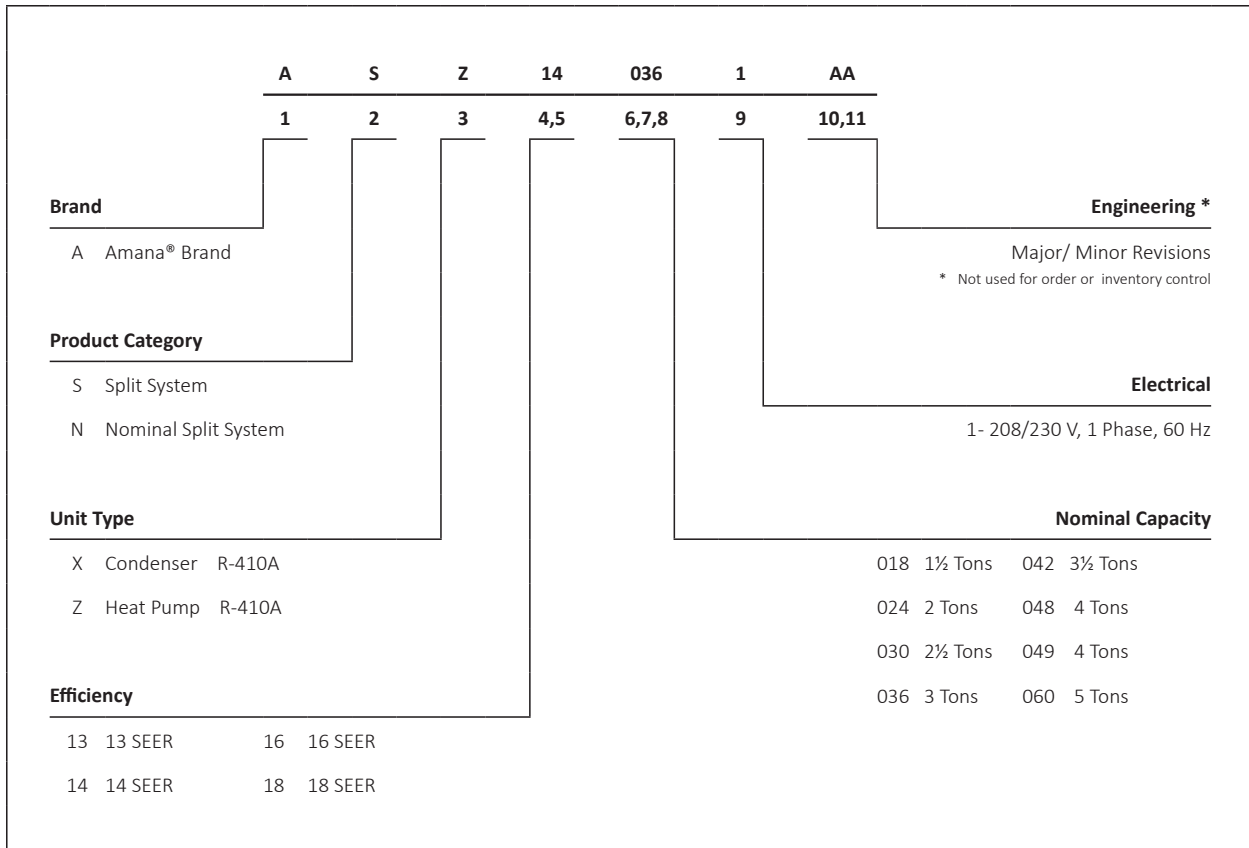
Proper sizing and installation of equipment is critical to achieving optimal performance. Split system air conditioners and heat pumps must be matched with appropriate coil components to meet ENERGY STAR criteria. Ask your contractor for details or visit www.energystar.gov.









COMPANY WITH
 QUALITY SYSTEM
 CERTIFIED BY DNV GL
 = ISO 9001 =

COMPANY WITH
 ENVIRONMENTAL SYSTEM
 CERTIFIED BY DNV GL
 = ISO 14001 =

* Complete warranty details available from your local dealer or at www.amana-hac.com. To receive the 2-Year Unit Replacement Limited Warranty and 10-Year Parts Limited Warranty, online registration must be completed within 60 days of installation. Online registration is not required in California or Quebec.



	ASZ14 0181K*	ASZ14 0241K*	ASZ14 0301K*	ASZ14 0361K*	ASZ14 0421K*	ASZ14 0481K*	ASZ14 0491K*	ASZ14 0601K*
NOMINAL CAPACITIES								
Cooling (BTU/h)	18,000	24,000	30,000	36,000	42,000	48,000	48,000	60,000
Heating (BTU/h)	18,000	24,000	30,000	36,000	42,000	48,000	48,000	60,000
SEER / EER	14/11.5	14/11.5	14/11.5	14/11.5	14/11.5	14/11.5	14/11.5	14/11.5
Decibels	71	71	73	73	74	74	75	75
COMPRESSOR								
RLA	9.0	10.9	13.5	15.4	16.7	18.5	19.9	26.4
LRA	47.5	62.9	72.5	83.9	109.0	124.0	109.0	134.0
Type	Scroll	Scroll	Scroll	Scroll	Scroll	Scroll	Scroll	Scroll
CONDENSER FAN MOTOR								
Horsepower	1/6	1/6	1/6	1/6	1/6	1/4	1/6	1/4
FLA	0.95	0.95	0.95	0.95	1.1	1.3	1.1	1.3
REFRIGERATION SYSTEM								
Refrigerant Line Size ¹								
Liquid Line Size ("O.D.)	3/8"	3/8"	3/8"	3/8"	3/8"	3/8"	3/8"	3/8"
Suction Line Size ("O.D.)	3/4"	3/4"	3/4"	7/8"	1 1/8"	1 1/8"	1 1/8"	1 1/8"
Refrigerant Connection Size								
Liquid Valve Size ("O.D.)	3/8"	3/8"	3/8"	3/8"	3/8"	3/8"	3/8"	3/8"
Suction Valve Size ("O.D.)	3/4"	3/4"	3/4"	3/4"	7/8"	3/4"	7/8"	7/8"
Valve Connection Type	Sweat	Sweat	Sweat	Sweat	Sweat	Sweat	Sweat	Sweat
Refrigerant Charge (oz.)	108	108	108	115	153	157	192	214
ELECTRICAL DATA								
Volts/Phase (60 Hz)	208-230/1	208-230/1	208-230/1	208-230/1	208-230/1	208-230/1	208-230/1	208-230/1
Minimum Circuit Ampacity ²	12.2	14.6	17.8	20.2	22.0	24.4	26.0	34.3
Max. Overcurrent Protection ³	20	25	30	35	35	40	45	60
Min / Max Volts	197 / 253	197 / 253	197 / 253	197 / 253	197 / 253	197 / 253	197 / 253	197 / 253
Electrical Conduit Size	1/2" or 3/4"	1/2" or 3/4"	1/2" or 3/4"	1/2" or 3/4"	1/2" or 3/4"	1/2" or 3/4"	1/2" or 3/4"	1/2" or 3/4"
EQUIPMENT WEIGHT (LBS)	143	143	171	173	191	226	273	277
SHIP WEIGHT (LBS)	154	154	182	184	207	237	288	292
ENERGY STAR® COMBINATIONS							NO	NO

[^] Proper sizing and installation of equipment is critical to achieving optimal performance. Split system air conditioners and heat pumps must be matched with appropriate coil components to meet ENERGY STAR criteria. Ask your contractor for details or visit www.energystar.gov. The www.energystar.gov website provides up-to-date system combinations certified to meet ENERGY STAR requirements. See page 24 for all combinations that are certified to meet ENERGY STAR requirements as of the printing date of this document.

¹ Tested and rated in accordance with AHRI Standard 210/240

² Wire size should be determined in accordance with National Electrical Codes; extensive wire runs will require larger wire sizes

³ Must use time-delay fuses or HACR-type circuit breakers of the same size as noted.

NOTES

- Always check the S&R plate for electrical data on the unit being installed.
- Installer will need to supply 3/8" to 1 1/8" adapters for suction line connections.
- Unit is charged with refrigerant for 15' of 3/8" liquid line. System charge must be adjusted per Installation Instructions Final Charge Procedure.
- Installation of these units may require the specified TXV Kit to be installed on the indoor coil.
THE SPECIFIED TXV IS DETERMINED BY THE OUTDOOR UNIT NOT THE INDOOR COIL.

EXPANDED COOLING DATA — AS2140301K* + ARUF29B14** + TXV

IDB	AIRFLOW	OUTDOOR AMBIENT TEMPERATURE																								
		65°F				75°F				85°F				95°F				105°F				115°F				
		59	63	67	71	59	63	67	71	59	63	67	71	59	63	67	71	59	63	67	71	59	63	67	71	
70	870	MBh	28.4	28.8	29.7	-	28.2	28.6	29.4	-	27.5	27.9	28.7	-	26.2	26.6	27.4	-	24.7	25.1	25.9	-	23.3	23.6	24.5	-
		S/T	0.65	0.57	0.44	-	0.66	0.58	0.45	-	0.68	0.61	0.47	-	0.70	0.62	0.49	-	0.72	0.65	0.51	-	1.00	0.70	0.56	-
		ΔT	19	17	13	-	19	17	13	-	19	17	14	-	19	17	13	-	18	17	13	-	20	18	14	-
		kW	1.69	1.69	1.68	-	1.89	1.89	1.89	-	2.12	2.11	2.11	-	2.36	2.36	2.35	-	2.63	2.63	2.63	-	2.95	2.95	2.95	-
		Amps	6.5	6.5	6.5	-	7.5	7.5	7.4	-	8.5	8.5	8.5	-	9.6	9.6	9.6	-	10.9	10.9	10.8	-	12.3	12.3	12.3	-
	1000	HI PR	250	251	253	-	289	290	292	-	330	331	333	-	374	375	377	-	422	423	425	-	473	474	475	-
		LO PR	118	120	123	-	125	127	130	-	131	133	136	-	137	138	141	-	142	143	146	-	148	150	153	-
		MBh	29.0	29.4	30.2	-	28.7	29.1	30.0	-	28.0	28.4	29.2	-	26.7	27.1	28.0	-	25.2	25.6	26.4	-	23.8	24.2	25.0	-
		S/T	0.69	0.61	0.48	-	0.69	0.62	0.49	-	0.72	0.64	0.51	-	0.74	0.66	0.53	-	1.00	0.68	0.55	-	1.00	0.73	0.60	-
		ΔT	18	16	12	-	18	16	12	-	18	16	13	-	18	16	12	-	17	15	12	-	18	17	13	-
1125	kW	1.70	1.70	1.69	-	1.90	1.90	1.90	-	2.13	2.12	2.12	-	2.37	2.37	2.36	-	2.64	2.64	2.64	-	2.96	2.96	2.96	-	
	Amps	6.6	6.6	6.6	-	7.5	7.5	7.5	-	8.5	8.5	8.5	-	9.7	9.7	9.6	-	10.9	10.9	10.9	-	12.4	12.4	12.4	-	
	HI PR	252	254	255	-	292	293	294	-	333	334	335	-	377	378	380	-	424	425	427	-	475	476	478	-	
	LO PR	120	122	125	-	128	129	132	-	134	135	138	-	139	140	143	-	144	146	149	-	151	152	155	-	
	MBh	29.6	30.0	30.9	-	29.4	29.8	30.6	-	28.6	29.0	29.9	-	27.4	27.8	28.6	-	25.8	26.2	27.1	-	24.4	24.8	25.7	-	

IDB	AIRFLOW	OUTDOOR AMBIENT TEMPERATURE																								
		65°F				75°F				85°F				95°F				105°F				115°F				
		59	63	67	71	59	63	67	71	59	63	67	71	59	63	67	71	59	63	67	71	59	63	67	71	
75	870	MBh	28.5	28.9	29.7	31.0	28.2	28.6	29.4	30.7	27.5	27.9	28.7	30.0	26.2	26.6	27.5	28.7	24.7	25.1	25.9	27.2	23.3	23.7	24.5	25.8
		S/T	0.77	0.70	0.57	0.43	0.78	0.71	0.57	0.44	0.81	0.73	0.60	0.46	1.00	0.75	0.62	0.48	1.00	0.77	0.64	0.50	1.00	0.82	0.69	0.55
		ΔT	23	21	17	14	23	21	17	14	23	21	18	14	23	21	17	14	22	21	17	14	24	22	18	15
		kW	1.69	1.69	1.68	1.70	1.89	1.89	1.88	1.90	2.11	2.11	2.11	2.12	2.36	2.36	2.35	2.37	2.63	2.63	2.63	2.64	2.95	2.95	2.95	2.96
		Amps	6.5	6.5	6.5	6.6	7.5	7.5	7.4	7.5	8.5	8.5	8.5	8.5	9.6	9.6	9.6	9.7	10.9	10.9	10.8	10.9	12.3	12.3	12.3	12.4
	1000	HI PR	250	251	253	257	289	290	292	297	330	331	333	337	374	376	377	382	422	423	425	429	473	474	476	480
		LO PR	118	120	123	128	125	127	130	135	131	133	136	141	137	138	141	146	142	143	146	151	148	150	153	158
		MBh	29.0	29.4	30.2	31.5	28.8	29.1	30.0	31.3	28.0	28.4	29.3	30.5	26.8	27.2	28.0	29.3	25.2	25.6	26.5	27.7	23.8	24.2	25.0	26.3
		S/T	0.81	0.74	0.61	0.47	0.82	0.74	0.61	0.47	1.00	0.77	0.64	0.50	1.00	0.79	0.65	0.52	1.00	0.81	0.68	0.54	1.00	0.86	0.73	0.59
		ΔT	22	20	16	13	22	20	16	13	22	20	17	13	22	20	16	13	21	19	16	13	22	21	17	14
1125	kW	1.70	1.70	1.69	1.71	1.90	1.90	1.89	1.91	2.12	2.12	2.12	2.14	2.37	2.37	2.36	2.38	2.64	2.64	2.64	2.65	2.96	2.96	2.96	2.97	
	Amps	6.6	6.6	6.6	6.6	7.5	7.5	7.5	7.6	8.5	8.5	8.6	8.6	9.7	9.7	9.6	9.7	10.9	10.9	10.9	11.0	12.4	12.4	12.3	12.4	
	HI PR	253	254	256	260	292	293	295	299	333	334	336	340	377	378	380	384	425	426	427	432	475	476	478	482	
	LO PR	120	122	125	130	128	129	132	137	134	135	138	143	139	140	143	148	144	146	149	153	151	152	155	160	
	MBh	29.6	30.0	30.9	32.2	29.4	29.8	30.6	31.9	28.7	29.1	29.9	31.2	27.4	27.8	28.6	29.9	25.9	26.3	27.1	28.4	24.5	24.8	25.7	27.0	

IDB: Entering Indoor Dry Bulb Temperature
 High and low pressures are measured at the liquid and suction service valves.
 Shaded area reflects ACCA (TVA) Rating Conditions.
 kW = Total system power
 Amps = Outdoor unit amps (compressor + fan)

IDB	AIRFLOW	OUTDOOR AMBIENT TEMPERATURE																								
		65°F				75°F				85°F				95°F				105°F				115°F				
		59	63	67	71	59	63	67	71	59	63	67	71	59	63	67	71	59	63	67	71	59	63	67	71	
70	1400	MBh	45.9	46.5	47.9	-	45.5	46.1	47.5	-	44.3	44.9	46.3	-	42.2	42.9	44.2	-	39.7	40.4	41.7	-	37.4	38.1	39.4	-
		S/T	0.64	0.56	0.42	-	0.65	0.57	0.43	-	0.67	0.59	0.45	-	0.69	0.61	0.47	-	1.00	0.64	0.50	-	1.00	0.69	0.55	-
		ΔT	19	17	14	-	19	17	14	-	19	17	14	-	19	17	14	-	19	17	14	-	20	18	15	-
		kW	2.79	2.78	2.78	-	3.11	3.10	3.10	-	3.46	3.46	3.46	-	3.85	3.85	3.84	-	4.28	4.28	4.28	-	4.79	4.79	4.78	-
		Amps	10.2	10.2	10.2	-	11.7	11.7	11.6	-	13.3	13.3	13.3	-	15.1	15.1	15.0	-	17.1	17.0	17.0	-	19.4	19.4	19.3	-
	1560	HI PR	256	257	259	-	296	297	299	-	338	339	341	-	384	385	387	-	433	434	436	-	485	486	488	-
		LO PR	122	124	127	-	130	131	134	-	136	138	141	-	142	143	146	-	147	149	152	-	154	156	159	-
		MBh	46.4	47.0	48.4	-	46.0	46.6	48.0	-	44.8	45.4	46.8	-	42.7	43.4	44.7	-	40.2	40.9	42.2	-	37.9	38.6	39.9	-
		S/T	0.69	0.61	0.47	-	0.69	0.62	0.48	-	0.72	0.64	0.50	-	1.00	0.66	0.52	-	1.00	0.69	0.54	-	1.00	0.74	0.60	-
		ΔT	18	16	13	-	18	16	13	-	18	16	13	-	18	16	13	-	18	16	13	-	19	17	14	-
1800	kW	2.80	2.80	2.79	-	3.12	3.12	3.11	-	3.48	3.48	3.47	-	3.87	3.86	3.86	-	4.30	4.30	4.29	-	4.80	4.80	4.80	-	
	Amps	10.3	10.3	10.2	-	11.7	11.7	11.7	-	13.4	13.4	13.3	-	15.1	15.1	15.1	-	17.1	17.1	17.1	-	19.4	19.4	19.4	-	
	HI PR	258	259	260	-	298	299	301	-	340	341	343	-	386	387	388	-	435	436	437	-	487	488	490	-	
	LO PR	124	125	129	-	131	133	136	-	138	139	142	-	143	145	148	-	149	150	153	-	155	157	160	-	
	MBh	47.3	47.9	49.3	-	46.9	47.5	48.9	-	45.7	46.3	47.7	-	43.6	44.3	45.6	-	41.1	41.8	43.1	-	38.8	39.5	40.8	-	

75	1400	MBh	45.9	46.6	47.9	50.0	45.5	46.1	47.5	49.6	44.3	45.0	46.3	48.4	42.2	42.9	44.2	46.4	39.7	40.4	41.7	43.8	37.4	38.1	39.5	41.5
		S/T	0.77	0.69	0.55	0.41	0.78	0.70	0.56	0.41	1.00	0.73	0.59	0.44	1.00	0.75	0.61	0.46	1.00	0.77	0.63	0.48	1.00	1.00	0.68	0.54
		ΔT	23	21	18	14	23	21	18	14	23	21	18	14	23	21	18	14	22	21	17	14	24	22	19	15
		kW	2.79	2.78	2.78	2.80	3.11	3.10	3.10	3.12	3.46	3.46	3.45	3.48	3.85	3.85	3.84	3.87	4.28	4.28	4.27	4.30	4.79	4.79	4.78	4.81
		Amps	10.2	10.2	10.2	10.3	11.7	11.6	11.6	11.7	13.3	13.3	13.3	13.4	15.1	15.1	15.0	15.1	17.0	17.0	17.0	17.1	19.4	19.4	19.3	19.4
	1560	HI PR	256	257	259	263	296	297	299	304	339	340	341	346	384	384	385	391	433	434	436	440	485	486	488	493
		LO PR	122	124	127	132	130	131	134	140	136	138	141	146	142	142	143	146	147	149	152	157	154	156	159	164
		MBh	46.4	47.1	48.4	50.5	46.0	46.6	48.0	50.1	44.8	45.5	46.8	48.9	42.7	43.4	44.8	46.9	40.2	40.9	42.2	44.3	37.9	38.6	40.0	42.0
		S/T	0.82	0.74	0.60	0.46	0.83	0.75	0.61	0.46	1.00	0.78	0.64	0.49	1.00	0.80	0.66	0.51	1.00	0.82	0.68	0.53	1.00	1.00	0.73	0.58
		ΔT	22	20	17	13	22	20	17	13	22	20	17	14	22	20	17	13	22	20	17	13	23	21	18	14
1800	kW	2.80	2.80	2.79	2.81	3.12	3.12	3.11	3.14	3.48	3.47	3.47	3.49	3.86	3.86	3.86	3.88	4.30	4.29	4.29	4.31	4.80	4.80	4.79	4.82	
	Amps	10.3	10.2	10.2	10.3	11.7	11.7	11.7	11.8	13.4	13.3	13.3	13.4	15.1	15.1	15.1	15.2	17.1	17.1	17.1	17.2	19.4	19.4	19.4	19.5	
	HI PR	258	259	261	265	298	299	301	305	340	341	343	348	386	387	389	393	435	436	438	442	487	488	490	494	
	LO PR	124	125	129	134	131	133	136	141	138	139	142	148	143	145	148	153	149	150	153	159	156	157	160	165	
	MBh	47.3	48.0	49.3	51.4	46.9	47.6	48.9	51.0	45.7	46.4	47.7	49.8	43.7	44.3	45.7	47.8	41.1	41.8	43.2	45.2	38.8	39.5	40.9	43.0	

IDB: Entering Indoor Dry Bulb Temperature
 High and low pressures are measured at the liquid and suction service valves.
 Shaded area reflects ACCA (TVA) Rating Conditions.
 kW = Total system power
 Amps = Outdoor unit amps (compressor + fan)

IDB	AIRFLOW	OUTDOOR AMBIENT TEMPERATURE												ENTERING INDOOR WET BULB TEMPERATURE											
		65°F				75°F				85°F				95°F				105°F				115°F			
		59	63	67	71	59	63	67	71	59	63	67	71	59	63	67	71	59	63	67	71	59	63	67	71
70	MBh	45.9	46.5	47.9	-	45.5	46.1	47.5	-	44.3	44.9	46.3	-	42.2	42.9	44.2	-	39.8	40.4	41.8	-	37.5	38.1	39.5	-
	S/T	0.66	0.59	0.45	-	0.67	0.59	0.46	-	0.69	0.62	0.48	-	0.71	0.64	0.50	-	1.00	0.66	0.52	-	1.00	0.71	0.57	-
	ΔT	19	17	14	-	19	17	14	-	19	17	14	-	19	17	14	-	19	17	13	-	20	18	15	-
	kW	2.69	2.69	2.69	-	3.01	3.01	3.00	-	3.36	3.36	3.35	-	3.74	3.74	3.73	-	4.16	4.16	4.15	-	4.66	4.66	4.65	-
	Amps	9.9	9.9	9.8	-	11.3	11.3	11.3	-	12.9	12.9	12.9	-	14.7	14.6	14.6	-	16.6	16.6	16.6	-	18.9	18.9	18.8	-
	HI PR	249	250	252	-	288	289	290	-	328	330	331	-	372	373	375	-	420	421	423	-	470	471	473	-
	LO PR	121	122	125	-	128	129	132	-	134	136	139	-	140	141	144	-	145	146	149	-	151	153	156	-
	MBh	46.7	47.3	48.7	-	46.3	46.9	48.3	-	45.1	45.7	47.1	-	43.1	43.7	45.1	-	40.6	41.2	42.6	-	38.3	39.0	40.3	-
	S/T	0.70	0.62	0.49	-	0.70	0.63	0.49	-	0.73	0.65	0.52	-	0.75	0.67	0.54	-	1.00	0.69	0.56	-	1.00	0.75	0.61	-
	ΔT	18	16	13	-	18	16	13	-	18	16	13	-	18	16	13	-	18	16	12	-	19	17	13	-
kW	2.71	2.71	2.70	-	3.02	3.02	3.02	-	3.37	3.37	3.37	-	3.75	3.75	3.75	-	4.18	4.18	4.17	-	4.68	4.67	4.67	-	
Amps	9.9	9.9	9.9	-	11.4	11.4	11.3	-	13.0	13.0	13.0	-	14.7	14.7	14.7	-	16.7	16.7	16.6	-	18.9	18.9	18.9	-	
HI PR	251	252	254	-	290	291	293	-	331	332	334	-	375	376	377	-	422	423	425	-	473	474	475	-	
LO PR	123	124	127	-	130	132	135	-	136	138	141	-	142	143	146	-	147	149	152	-	154	155	158	-	
MBh	47.7	48.4	49.7	-	47.3	47.9	49.3	-	46.1	46.8	48.1	-	44.1	44.7	46.1	-	41.6	42.2	43.6	-	39.3	40.0	41.3	-	
S/T	0.71	0.63	0.50	-	0.71	0.64	0.50	-	0.74	0.66	0.53	-	1.00	0.68	0.55	-	1.00	0.70	0.57	-	1.00	0.75	0.62	-	
ΔT	17	15	12	-	17	15	12	-	17	15	12	-	17	15	12	-	17	15	11	-	18	16	13	-	
kW	2.72	2.72	2.71	-	3.04	3.03	3.03	-	3.39	3.39	3.38	-	3.77	3.77	3.76	-	4.19	4.19	4.18	-	4.69	4.69	4.68	-	
Amps	10.0	10.0	10.0	-	11.4	11.4	11.4	-	13.1	13.0	13.0	-	14.8	14.8	14.8	-	16.7	16.7	16.7	-	19.0	19.0	19.0	-	
HI PR	253	255	256	-	292	293	295	-	333	334	336	-	377	378	380	-	424	426	427	-	475	476	478	-	
LO PR	125	127	130	-	133	134	137	-	139	141	144	-	144	146	149	-	150	151	154	-	156	158	161	-	

75	MBh	45.9	46.5	47.9	50.0	45.5	46.1	47.5	49.5	44.3	44.9	46.3	48.4	42.3	42.9	44.3	46.3	39.8	40.4	41.8	43.8	37.5	38.2	39.5	41.6
	S/T	0.79	0.71	0.58	0.44	0.80	0.72	0.59	0.44	1.00	0.75	0.61	0.47	1.00	0.76	0.63	0.49	1.00	0.79	0.65	0.51	1.00	0.84	0.70	0.56
	ΔT	23	21	18	14	23	21	18	14	23	21	18	14	23	21	18	14	23	21	17	14	24	22	19	15
	kW	2.69	2.69	2.68	2.71	3.01	3.00	3.00	3.02	3.36	3.35	3.35	3.37	3.74	3.73	3.73	3.75	4.16	4.16	4.15	4.18	4.66	4.66	4.65	4.67
	Amps	9.9	9.9	9.8	9.9	11.3	11.3	11.3	11.4	12.9	12.9	12.9	13.0	14.6	14.6	14.6	14.7	16.6	16.6	16.6	16.7	18.9	18.9	18.8	18.9
	HI PR	249	250	252	256	288	289	291	295	329	330	331	336	373	374	375	380	420	421	423	427	470	472	473	478
	LO PR	121	122	125	130	128	129	132	137	134	136	139	144	140	141	144	149	145	146	149	154	151	153	156	161
	MBh	46.7	47.4	48.7	50.8	46.3	47.0	48.3	50.4	45.1	45.8	47.1	49.2	43.1	43.7	45.1	47.2	40.6	41.3	42.6	44.7	38.3	39.0	40.3	42.4
	S/T	0.83	0.75	0.62	0.47	0.83	0.76	0.62	0.48	1.00	0.78	0.65	0.51	1.00	0.80	0.67	0.52	1.00	0.82	0.69	0.55	1.00	1.00	0.74	0.60
	ΔT	22	20	17	13	22	20	17	13	22	20	17	13	22	20	17	13	22	20	16	13	23	21	18	14
kW	2.71	2.70	2.70	2.72	3.02	3.02	3.01	3.04	3.37	3.37	3.36	3.39	3.75	3.74	3.74	3.77	4.18	4.17	4.17	4.19	4.67	4.67	4.67	4.69	
Amps	9.9	9.9	9.9	10.0	11.4	11.4	11.3	11.4	13.0	13.0	12.9	13.1	14.7	14.7	14.7	14.8	16.7	16.6	16.6	16.7	18.9	18.9	18.9	19.0	
HI PR	251	252	254	258	290	291	293	297	331	332	334	338	375	376	378	382	422	423	425	429	473	474	476	480	
LO PR	123	124	127	132	130	132	135	140	137	138	141	146	142	143	146	151	147	149	152	157	154	155	158	163	
MBh	47.7	48.4	49.7	51.8	47.3	48.0	49.3	51.4	46.2	46.8	48.1	50.2	44.1	44.8	46.1	48.2	41.6	42.3	43.6	45.7	39.4	40.0	41.4	43.4	
S/T	0.83	0.76	0.62	0.48	0.84	0.76	0.63	0.49	1.00	0.79	0.65	0.51	1.00	0.81	0.67	0.53	1.00	0.83	0.70	0.55	1.00	1.00	0.75	0.61	
ΔT	21	19	16	12	21	19	16	12	21	19	16	12	21	19	16	12	21	19	15	12	22	20	17	13	
kW	2.72	2.72	2.71	2.74	3.03	3.03	3.03	3.05	3.39	3.38	3.38	3.40	3.77	3.76	3.76	3.78	4.19	4.19	4.18	4.21	4.69	4.69	4.68	4.70	
Amps	10.0	10.0	10.0	10.1	11.4	11.4	11.4	11.5	13.0	13.0	13.0	13.1	14.8	14.7	14.7	14.9	16.7	16.7	16.7	16.8	19.0	19.0	19.0	19.1	
HI PR	254	255	257	261	293	294	295	300	333	334	336	341	377	378	380	384	425	426	427	432	475	476	478	482	
LO PR	126	127	130	135	133	134	137	142	139	141	144	149	144	146	149	154	150	151	154	159	156	158	161	166	

IDB: Entering Indoor Dry Bulb Temperature
 High and low pressures are measured at the liquid and suction service valves.
 Shaded area reflects ACCA (TVA) Rating Conditions.
 kW = Total system power
 Amps = Outdoor unit amps (compressor + fan)

EXPANDED COOLING DATA — AS2140601K* + ASPT61D14** + TXV

IDB	AIRFLOW	OUTDOOR AMBIENT TEMPERATURE																																			
		65°F						75°F						85°F						95°F						105°F						115°F					
		59	63	67	71	71	71	59	63	67	71	71	71	59	63	67	71	71	71	59	63	67	71	71	71	59	63	67	71	71	71						
70	1790	MBh	58.2	59.0	60.8	-	-	57.7	58.5	60.3	-	-	56.2	57.0	58.8	-	-	53.6	54.5	56.2	-	-	50.5	51.3	53.0	-	-	47.6	48.4	50.1	-	-					
		S/T	0.67	0.59	0.46	-	-	0.67	0.60	0.46	-	-	0.70	0.62	0.49	-	-	0.72	0.64	0.51	-	-	0.74	0.67	0.53	-	-	1.00	0.72	0.58	-	-					
		ΔT	19	17	14	-	-	19	17	14	-	-	19	17	14	-	-	19	17	14	-	-	19	17	13	-	-	20	18	14	-	-					
		kW	3.35	3.35	3.34	-	-	3.78	3.78	3.77	-	-	4.25	4.25	4.24	-	-	4.76	4.76	4.75	-	-	5.34	5.33	5.33	-	-	6.01	6.00	6.00	-	-					
		Amps	13.2	13.2	13.1	-	-	15.1	15.1	15.1	-	-	17.3	17.3	17.2	-	-	19.6	19.6	19.6	-	-	22.2	22.2	22.2	-	-	25.3	25.3	25.3	-	-					
	2000	HI/PR	258	259	261	-	-	298	299	301	-	-	340	341	343	-	-	386	387	389	-	-	435	436	438	-	-	487	488	490	-	-					
		LO/PR	116	118	121	-	-	123	125	128	-	-	130	131	134	-	-	135	136	139	-	-	140	141	144	-	-	146	148	150	-	-					
		MBh	59.1	59.9	61.6	-	-	58.6	59.4	61.1	-	-	57.1	57.9	59.6	-	-	54.5	55.3	57.0	-	-	51.3	52.1	53.9	-	-	48.4	49.3	51.0	-	-					
		S/T	0.70	0.62	0.49	-	-	0.71	0.63	0.49	-	-	0.73	0.66	0.52	-	-	0.75	0.68	0.54	-	-	0.77	0.70	0.56	-	-	1.00	0.75	0.61	-	-					
		ΔT	18	16	13	-	-	18	16	13	-	-	18	16	13	-	-	18	16	13	-	-	18	16	12	-	-	19	17	14	-	-					
2250	kW	3.37	3.37	3.36	-	-	3.80	3.79	3.79	-	-	4.27	4.27	4.26	-	-	4.78	4.78	4.77	-	-	5.35	5.35	5.34	-	-	6.03	6.02	6.01	-	-						
	Amps	13.2	13.2	13.2	-	-	15.2	15.2	15.1	-	-	17.4	17.3	17.3	-	-	19.7	19.7	19.6	-	-	22.3	22.3	22.3	-	-	25.4	25.4	25.3	-	-						
	HI/PR	260	261	263	-	-	300	301	303	-	-	342	343	345	-	-	388	389	391	-	-	437	438	440	-	-	489	490	492	-	-						
	LO/PR	118	120	123	-	-	125	127	130	-	-	131	133	136	-	-	136	138	141	-	-	142	143	146	-	-	148	149	152	-	-						
	MBh	60.3	61.1	62.8	-	-	59.8	60.6	62.3	-	-	58.3	59.1	60.8	-	-	55.7	56.5	58.2	-	-	52.5	53.4	55.1	-	-	49.7	50.5	52.2	-	-						

75	1790	MBh	58.3	59.1	60.8	63.4	63.4	62.9	56.3	57.1	58.8	61.4	53.7	54.5	56.2	58.8	50.5	51.3	53.0	47.6	48.4	50.2	52.8		
		S/T	0.80	0.72	0.59	0.44	0.44	0.45	0.83	0.75	0.62	0.47	1.00	0.77	0.64	0.49	1.00	0.79	0.66	0.52	1.00	0.85	0.71	0.57	
		ΔT	23	21	18	14	14	14	23	21	18	14	23	21	18	14	14	23	21	17	14	24	22	19	15
		kW	3.35	3.35	3.34	3.37	3.37	3.80	4.25	4.25	4.24	4.24	4.27	4.76	4.76	4.75	4.78	5.33	5.33	5.32	5.36	6.01	6.00	5.99	6.03
		Amps	13.2	13.1	13.1	13.3	13.3	15.0	17.3	17.2	17.2	17.2	17.4	19.6	19.6	19.6	19.7	22.2	22.2	22.2	22.3	25.3	25.3	25.2	25.4
	2000	HI/PR	258	259	261	265	265	298	299	301	306	340	341	343	348	386	387	389	393	435	436	438	442	495	
		LO/PR	116	118	121	126	126	123	125	128	133	130	131	134	139	135	136	139	144	140	141	144	149	155	
		MBh	59.1	59.9	61.6	64.3	64.3	63.8	57.1	57.9	59.6	62.3	54.5	55.3	57.0	59.7	51.4	52.2	53.9	48.5	49.3	51.0	53.6		
		S/T	0.83	0.75	0.62	0.47	0.47	0.48	0.86	0.79	0.65	0.51	1.00	0.81	0.67	0.53	1.00	0.83	0.69	0.55	1.00	0.88	0.74	0.60	
		ΔT	22	20	17	13	13	13	22	20	17	13	22	20	17	13	13	22	20	16	13	23	21	18	14
2250	kW	3.37	3.37	3.36	3.39	3.39	3.79	3.79	3.78	3.82	4.27	4.26	4.26	4.29	4.78	4.78	4.77	4.80	5.35	5.35	5.34	5.37	6.04		
	Amps	13.2	13.2	13.2	13.3	13.3	15.2	17.3	17.3	17.3	17.4	19.7	19.7	19.6	19.8	19.7	19.6	19.8	22.3	22.3	22.3	22.4	25.5		
	HI/PR	260	261	263	267	267	300	301	303	307	342	343	345	350	388	389	391	395	437	438	440	444	497		
	LO/PR	118	120	123	127	127	125	127	130	134	131	133	136	141	136	138	141	146	142	143	146	151	157		
	MBh	60.3	61.1	62.9	65.5	65.5	65.0	58.3	59.1	60.8	63.5	55.7	56.5	58.3	60.9	52.6	53.4	55.1	49.7	50.5	52.2	54.9			

IDB: Entering Indoor Dry Bulb Temperature
 High and low pressures are measured at the liquid and suction service valves.
 Shaded area reflects ACCA (TVA) Rating Conditions.
 kW = Total system power
 Amps = Outdoor unit amps (compressor + fan)

EXPANDED HEATING DATA

ASZ140181K* / ARUF25B14A*+TXV

	OUTDOOR AMBIENT TEMPERATURE																
	65	60	55	50	47	45	40	35	30	25	20	17	15	10	5	0	-5
MBh	23.71	22.11	20.54	18.99	18.00	17.25	15.37	13.65	12.25	11.21	10.42	10.00	9.47	8.13	6.80	5.47	4.13
T/R	36.0	33.6	31.2	28.8	27.3	26.2	23.3	20.7	18.6	17.0	15.8	15.2	14.4	12.3	10.3	8.3	6.3
kW	1.51	1.48	1.45	1.42	1.40	1.39	1.36	1.33	1.30	1.27	1.24	1.22	1.21	1.18	1.15	1.12	1.09
Amps	7.2	6.6	6.1	5.7	5.5	5.3	5.0	4.7	4.4	4.2	4.0	3.8	3.8	3.5	3.3	3.0	2.7
COP	4.60	4.37	4.15	3.92	3.76	3.63	3.31	3.01	2.76	2.59	2.46	2.40	2.29	2.02	1.74	1.43	1.11

ASZ140241K* / ARUF25B14A*+TXV

	OUTDOOR AMBIENT TEMPERATURE																
	65	60	55	50	47	45	40	35	30	25	20	17	15	10	5	0	-5
MBh	30.74	28.63	26.55	24.50	23.20	22.20	19.70	17.43	15.59	14.20	13.16	12.60	11.89	10.13	8.36	6.59	4.83
T/R	32.7	30.5	28.3	26.1	24.7	23.6	21.0	18.6	16.6	15.1	14.0	13.4	12.7	10.8	8.9	7.0	5.1
kW	1.97	1.93	1.88	1.84	1.81	1.79	1.75	1.70	1.66	1.61	1.57	1.54	1.52	1.48	1.43	1.39	1.34
Amps	9.1	8.4	7.8	7.2	6.9	6.7	6.3	5.9	5.6	5.3	5.0	4.8	4.7	4.4	4.1	3.7	3.3
COP	4.57	4.36	4.14	3.91	3.76	3.63	3.31	3.00	2.76	2.58	2.46	2.40	2.29	2.01	1.71	1.39	1.05

ASZ140301K* / ARUF29B14** + TXV

	OUTDOOR AMBIENT TEMPERATURE																
	65	60	55	50	47	45	40	35	30	25	20	17	15	10	5	0	-5
MBh	37.15	34.70	32.29	29.92	28.40	27.27	24.40	21.77	19.62	18.03	16.84	16.20	15.39	13.35	11.32	9.29	7.25
T/R	39.5	36.9	34.4	31.8	30.2	29.0	26.0	23.2	20.9	19.2	17.9	17.2	16.4	14.2	12.0	9.9	7.7
kW	2.48	2.42	2.37	2.31	2.27	2.25	2.19	2.14	2.08	2.02	1.96	1.93	1.91	1.85	1.79	1.74	1.68
Amps	11.9	10.9	10.1	9.4	9.0	8.8	8.3	7.8	7.4	7.0	6.6	6.4	6.2	5.8	5.4	5.0	4.5
COP	4.39	4.20	4.00	3.80	3.66	3.55	3.26	2.99	2.77	2.61	2.51	2.46	2.36	2.12	1.85	1.57	1.27

ASZ140361K* / ARUF37C14** + TXV

	OUTDOOR AMBIENT TEMPERATURE																
	65	60	55	50	47	45	40	35	30	25	20	17	15	10	5	0	-5
MBh	42.72	39.94	37.21	34.52	32.80	31.52	28.28	25.30	22.87	21.06	19.72	19.00	18.08	15.78	13.48	11.18	8.88
T/R	37.0	34.6	32.2	29.9	28.4	27.3	24.5	21.9	19.8	18.2	17.1	16.4	15.6	13.7	11.7	9.7	7.7
kW	2.81	2.76	2.71	2.66	2.63	2.61	2.56	2.50	2.45	2.40	2.35	2.32	2.30	2.25	2.20	2.15	2.10
Amps	13.6	12.5	11.6	10.8	10.3	10.0	9.4	8.9	8.4	7.9	7.5	7.3	7.1	6.6	6.2	5.7	5.1
COP	4.46	4.24	4.03	3.81	3.66	3.55	3.24	2.96	2.73	2.57	2.46	2.40	2.30	2.06	1.80	1.53	1.24

ASZ140421K* / ARUF43C14** + TXV

	OUTDOOR AMBIENT TEMPERATURE																
	65	60	55	50	47	45	40	35	30	25	20	17	15	10	5	0	-5
MBh	51.58	48.34	45.15	42.02	40.00	38.54	34.80	31.31	28.47	26.37	24.83	24.00	22.93	20.27	17.60	14.93	12.27
T/R	36.7	34.4	32.2	29.9	28.5	27.5	24.8	22.3	20.3	18.8	17.7	17.1	16.3	14.4	12.5	10.6	8.7
kW	3.41	3.34	3.27	3.21	3.17	3.14	3.08	3.01	2.94	2.88	2.81	2.77	2.74	2.68	2.61	2.54	2.48
Amps	16.4	15.1	14.0	13.0	12.4	12.1	11.4	10.7	10.1	9.5	9.0	8.7	8.5	8.0	7.4	6.8	6.1
COP	4.44	4.24	4.04	3.84	3.70	3.60	3.32	3.05	2.84	2.69	2.59	2.54	2.45	2.22	1.98	1.72	1.45

Calculations are based on nominal CFM and 70°F indoor dry bulb.

Amps = Outdoor unit amps (comp.+fan)

Note: Shaded area is AHRI Rating Conditions at 47°F outdoor ambient temperature.

kW = Total system power

ASZ140421K* - ARUF43D14A*+TXV

	OUTDOOR AMBIENT TEMPERATURE																
	65	60	55	50	47	45	40	35	30	25	20	17	15	10	5	0	-5
MBh	51.58	48.34	45.15	42.02	40.00	38.54	34.80	31.31	28.47	26.37	24.83	24.00	22.93	20.27	17.60	14.93	12.27
T/R	37.9	35.5	33.2	30.9	29.4	28.3	25.6	23.0	20.9	19.4	18.2	17.6	16.9	14.9	12.9	11.0	9.0
kW	3.41	3.34	3.27	3.21	3.17	3.14	3.08	3.01	2.94	2.88	2.81	2.77	2.74	2.68	2.61	2.54	2.48
Amps	16.5	15.2	14.0	13.0	12.5	12.2	11.4	10.7	10.2	9.6	9.1	8.8	8.6	8.0	7.5	6.8	6.1
COP	4.44	4.24	4.04	3.84	3.70	3.60	3.32	3.05	2.84	2.69	2.59	2.54	2.45	2.22	1.98	1.72	1.45

ASZ140481K* - ARUF61D14A*+TXV

	OUTDOOR AMBIENT TEMPERATURE																
	65	60	55	50	47	45	40	35	30	25	20	17	15	10	5	0	-5
MBh	56.58	53.20	49.88	46.61	44.50	42.97	39.18	35.56	32.58	30.41	28.84	28.00	26.90	24.15	21.40	18.65	15.90
T/R	33.7	31.7	29.7	27.8	26.5	25.6	23.3	21.2	19.4	18.1	17.2	16.7	16.0	14.4	12.7	11.1	9.5
kW	3.51	3.48	3.44	3.40	3.38	3.36	3.33	3.29	3.25	3.22	3.18	3.16	3.14	3.10	3.07	3.03	2.99
Amps	17.2	15.8	14.6	13.6	13.0	12.6	11.8	11.1	10.5	9.9	9.4	9.0	8.8	8.2	7.6	7.0	6.2
COP	4.72	4.49	4.25	4.02	3.86	3.74	3.45	3.17	2.94	2.77	2.66	2.60	2.51	2.28	2.04	1.80	1.56

ASZ140491K* - ARUF49C14A*+TXV

	OUTDOOR AMBIENT TEMPERATURE																
	65	60	55	50	47	45	40	35	30	25	20	17	15	10	5	0	-5
MBh	59.32	55.59	51.92	48.32	46.00	44.32	40.01	36.01	32.74	30.32	28.55	27.60	26.37	23.31	20.24	17.17	14.11
T/R	39.2	36.8	34.3	32.0	30.4	29.3	26.5	23.8	21.7	20.1	18.9	18.3	17.4	15.4	13.4	11.4	9.3
kW	3.96	3.87	3.79	3.70	3.64	3.61	3.52	3.43	3.34	3.25	3.16	3.11	3.08	2.99	2.90	2.81	2.72
Amps	19.1	17.5	16.2	15.1	14.5	14.1	13.2	12.4	11.7	11.1	10.5	10.1	9.9	9.3	8.6	7.9	7.1
COP	4.39	4.21	4.02	3.83	3.70	3.60	3.33	3.08	2.87	2.73	2.64	2.60	2.51	2.29	2.05	1.79	1.52

ASZ140601K* - ASPT61D14A*

	OUTDOOR AMBIENT TEMPERATURE																
	65	60	55	50	47	45	40	35	30	25	20	17	15	10	5	0	-5
MBh	75.71	71.04	66.44	61.91	59.00	56.89	51.54	46.52	42.41	39.39	37.18	36.00	34.47	30.63	26.80	22.97	19.13
T/R	38.9	36.5	34.2	31.8	30.3	29.3	26.5	23.9	21.8	20.3	19.1	18.5	17.7	15.8	13.8	11.8	9.8
kW	4.91	4.79	4.67	4.55	4.48	4.43	4.31	4.20	4.08	3.96	3.84	3.77	3.72	3.60	3.48	3.36	3.25
Amps	23.4	21.5	19.8	18.4	17.6	17.2	16.1	15.1	14.3	13.5	12.8	12.3	12.0	11.2	10.4	9.5	8.5
COP	4.52	4.35	4.17	3.99	3.86	3.76	3.50	3.25	3.05	2.92	2.84	2.80	2.71	2.49	2.25	2.00	1.73

Calculations are based on nominal CFM and 70°F indoor dry bulb.

Note: Shaded area is AHRI Rating Conditions at 47°F outdoor ambient temperature.

Amps = Outdoor unit amps (comp.+fan)

kW = Total system power

MODEL: ASZ140181K* + ARUF25B14** + TXV				
Conditions: 80 °F IBD, 67 °F IWB @ 610 CFM				
OUTDOOR TEM. ° F.	TOTAL BTU/H	SENSIBLE BTU/H	LATENT BTU/H	TOTAL WATTS
75	18,900	13,986	4,914	1,180
80	18,650	14,077	4,573	1,245
85	18,400	14,168	4,232	1,310
90	18,000	14,036	3,964	1,380
95	17,600	13,904	3,696	1,450
100	17,100	13,675	3,425	1,530
105	16,600	13,446	3,154	1,610
110	16,150	13,474	2,676	1,705
115	15,700	13,502	2,198	1,800
TVA Conditions @ 95° OD DB, 75° ID DB 63° ID WB				
95°	17,000	13,600	3,400	1,450

MODEL: ASZ140241K* + ARUF25B14** + TXV				
Conditions: 80 °F IBD, 67 °F IWB @ 870 CFM				
OUTDOOR TEM. ° F.	TOTAL BTU/H	SENSIBLE BTU/H	LATENT BTU/H	TOTAL WATTS
75	25,100	19,076	6,024	1,580
80	25,400	19,093	6,307	1,675
85	24,500	19,110	5,390	1,770
90	24,550	18,915	5,635	1,870
95	23,400	18,720	4,680	1,970
100	23,350	18,532	4,819	2,080
105	22,100	18,343	3,757	2,190
110	22,050	18,368	3,683	2,385
115	20,900	18,392	2,508	2,450
TVA Conditions @ 95° OD DB, 75° ID DB 63° ID WB				
95°	22,600	18,532	4,068	1,970

MODEL: ASZ140301K* + ARUF29B14** + TXV				
Conditions: 80 °F IBD, 67 °F IWB @ 870 CFM				
OUTDOOR TEM. ° F.	TOTAL BTU/H	SENSIBLE BTU/H	LATENT BTU/H	TOTAL WATTS
75	29,600	20,720	8,880	1,880
80	29,250	20,764	8,486	1,995
85	28,900	20,808	8,092	2,110
90	28,250	20,616	7,634	2,230
95	27,600	20,424	7,176	2,350
100	26,850	20,130	6,720	2,490
105	26,100	19,836	6,264	2,630
110	25,400	19,922	5,479	2,790
115	24,700	20,007	4,693	2,950
TVA Conditions @ 95° OD DB, 75° ID DB 63° ID WB				
95°	26,600	19,950	6,650	2,360

MODEL: ASZ140361K* + ARUF37C14** + TXV				
Conditions: 80 °F IBD, 67 °F IWB @ 1070 CFM				
OUTDOOR TEM. ° F.	TOTAL BTU/H	SENSIBLE BTU/H	LATENT BTU/H	TOTAL WATTS
75	37,700	26,390	11,310	2,430
80	37,250	26,443	10,807	2,575
85	36,800	26,496	10,304	2,720
90	36,000	26,272	9,728	2,880
95	35,200	26,048	9,152	3,040
100	34,200	25,640	8,560	3,220
105	33,200	25,232	7,968	3,400
110	32,300	25,333	6,967	3,610
115	31,400	25,434	5,966	3,820
TVA Conditions @ 95° OD DB, 75° ID DB 63° ID WB				
95°	33,900	25,425	8,475	3,050

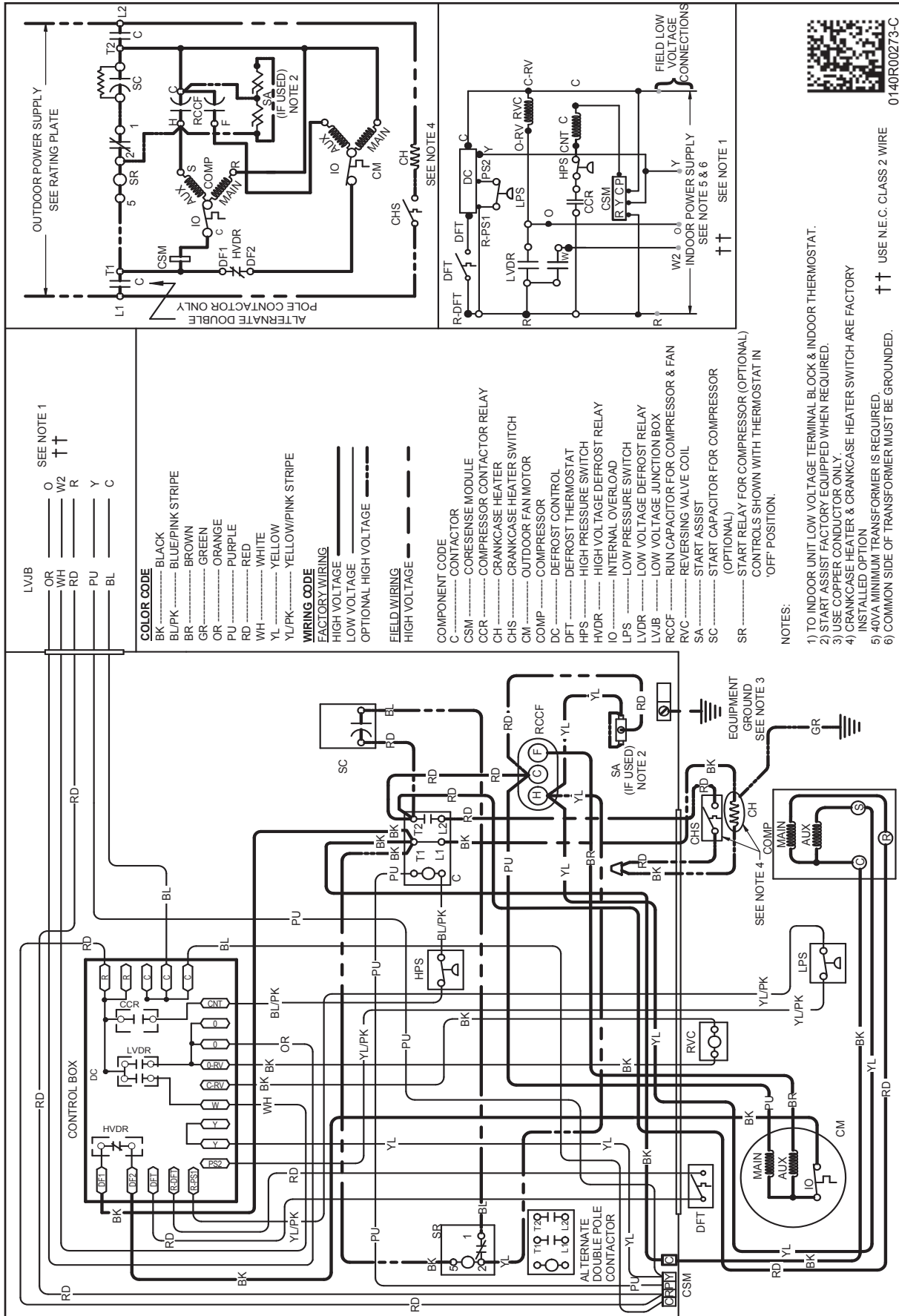
MODEL: ASZ140421K* + ARUF43C14** + TXV				
Conditions: 80 °F IBD, 67 °F IWB @ 1300 CFM				
OUTDOOR TEM. ° F.	TOTAL BTU/H	SENSIBLE BTU/H	LATENT BTU/H	TOTAL WATTS
75	41,800	29,678	12,122	2,720
80	41,300	29,935	11,365	2,870
85	40,800	30,192	10,608	3,020
90	39,900	29,916	9,984	3,190
95	39,000	29,640	9,360	3,360
100	37,900	29,172	8,728	3,545
105	36,800	28,704	8,096	3,730
110	35,800	28,794	7,006	3,950
115	34,800	28,884	5,916	4,170
TVA Conditions @ 95° OD DB, 75° ID DB 63° ID WB				
95°	37,600	28,952	8,648	3,360

MODEL: ASZ140481K + ARUF61D14** + TXV				
Conditions: 80 °F IBD, 67 °F IWB @ 1560 CFM				
OUTDOOR TEM. ° F.	TOTAL BTU/H	SENSIBLE BTU/H	LATENT BTU/H	TOTAL WATTS
75	48,300	35,742	12,558	3,110
80	47,700	36,005	11,696	3,290
85	47,100	36,267	10,833	3,470
90	46,550	35,909	10,642	3,665
95	45,000	35,550	9,450	3,860
100	43,750	34,988	8,763	4,075
105	42,500	34,425	8,075	4,290
110	41,350	34,499	6,852	4,545
115	40,200	34,572	5,628	4,800
TVA Conditions @ 95° OD DB, 75° ID DB 63° ID WB				
95°	43,400	34,720	8,680	3,860

MODEL: ASZ140491K* + ARUF49C14** + TXV				
Conditions: 80 °F IBD, 67 °F IWB @ 1400 CFM				
OUTDOOR TEM. ° F.	TOTAL BTU/H	SENSIBLE BTU/H	LATENT BTU/H	TOTAL WATTS
75	47,700	33,867	13,833	3,000
80	47,100	33,906	13,194	3,175
85	46,500	33,945	12,555	3,350
90	45,500	33,660	11,840	3,540
95	44,500	33,375	11,125	3,730
100	43,250	33,068	10,183	3,940
105	42,000	32,760	9,240	4,150
110	40,850	32,856	7,995	4,400
115	39,700	32,951	6,749	4,650
TVA Conditions @ 95° OD DB, 75° ID DB 63° ID WB				
95°	42,900	32,604	10,296	3,730

MODEL: ASZ140601K* + ASPT61D14** + TXV				
Conditions: 80 °F IBD, 67 °F IWB @ 1790 CFM				
OUTDOOR TEM. ° F.	TOTAL BTU/H	SENSIBLE BTU/H	LATENT BTU/H	TOTAL WATTS
75	60,600	42,420	18,180	3,770
80	59,850	42,782	17,069	4,010
85	59,100	43,143	15,957	4,250
90	57,800	42,759	15,041	4,505
95	56,500	42,375	14,125	4,760
100	54,900	41,708	13,192	5,045
105	53,300	41,041	12,259	5,330
110	51,900	41,226	10,675	5,670
115	50,500	41,410	9,090	6,010
TVA Conditions @ 95° OD DB, 75° ID DB 63° ID WB				
95°	54,500	41,420	13,080	4,770

1	2	3	4	5	6	7	8																																																					
ECN XXXXXX		REV A	ZONE XXXXX	DESCRIPTION				CHK -	D -	DATE GL																																																		
<table border="1" style="width:100%; border-collapse: collapse;"> <thead> <tr> <th colspan="5" style="text-align:center;">DIMENSIONS</th> </tr> <tr> <th>MODEL</th> <th>W"</th> <th>D"</th> <th>H"</th> <th></th> </tr> </thead> <tbody> <tr> <td>ASZ140181K*</td> <td>29</td> <td>29</td> <td>34½</td> <td></td> </tr> <tr> <td>ASZ140241K*</td> <td>29</td> <td>29</td> <td>34½</td> <td></td> </tr> <tr> <td>ASZ140301K*</td> <td>29</td> <td>29</td> <td>36½</td> <td></td> </tr> <tr> <td>ASZ140361K*</td> <td>29</td> <td>29</td> <td>36½</td> <td></td> </tr> <tr> <td>ASZ140421K*</td> <td>35½</td> <td>35½</td> <td>39½</td> <td></td> </tr> <tr> <td>ASZ140481K*</td> <td>29</td> <td>29</td> <td>36½</td> <td></td> </tr> <tr> <td>ASZ140491K*</td> <td>35½</td> <td>35½</td> <td>34½</td> <td></td> </tr> <tr> <td>ASZ140601K*</td> <td>35½</td> <td>35½</td> <td>34½</td> <td></td> </tr> </tbody> </table>											DIMENSIONS					MODEL	W"	D"	H"		ASZ140181K*	29	29	34½		ASZ140241K*	29	29	34½		ASZ140301K*	29	29	36½		ASZ140361K*	29	29	36½		ASZ140421K*	35½	35½	39½		ASZ140481K*	29	29	36½		ASZ140491K*	35½	35½	34½		ASZ140601K*	35½	35½	34½	
DIMENSIONS																																																												
MODEL	W"	D"	H"																																																									
ASZ140181K*	29	29	34½																																																									
ASZ140241K*	29	29	34½																																																									
ASZ140301K*	29	29	36½																																																									
ASZ140361K*	29	29	36½																																																									
ASZ140421K*	35½	35½	39½																																																									
ASZ140481K*	29	29	36½																																																									
ASZ140491K*	35½	35½	34½																																																									
ASZ140601K*	35½	35½	34½																																																									
<table border="1" style="width:100%; border-collapse: collapse;"> <tr> <td colspan="2" style="text-align:center;">Goodman Company, L.P.</td> <td colspan="2" style="text-align:center;">ASZ14</td> </tr> <tr> <td colspan="2">DRAWN BY: _____</td> <td colspan="2">ENG: _____</td> </tr> <tr> <td colspan="2">DATE: _____</td> <td colspan="2">SCALE: _____</td> </tr> <tr> <td colspan="2">SHEET NO. _____</td> <td colspan="2">REV. _____</td> </tr> <tr> <td colspan="2">TUB CUT LUG 1.063</td> <td colspan="2">A</td> </tr> </table>											Goodman Company, L.P.		ASZ14		DRAWN BY: _____		ENG: _____		DATE: _____		SCALE: _____		SHEET NO. _____		REV. _____		TUB CUT LUG 1.063		A																															
Goodman Company, L.P.		ASZ14																																																										
DRAWN BY: _____		ENG: _____																																																										
DATE: _____		SCALE: _____																																																										
SHEET NO. _____		REV. _____																																																										
TUB CUT LUG 1.063		A																																																										
<p>COMPONENTS AND MATERIALS SPECIFIED HEREIN WILL ALSO CONFORM TO THE APPLICABLE SECTION OF GOODMAN MRP/BZ/DI WORKMANSHIP STANDARD FOR FIT, FEEL AND FINISH.</p> <p>CONFIDENTIAL PROPERTY OF THE GOODMAN MANUFACTURING COMPANY, L.P. NOT TO BE DISCLOSED TO OTHERS, COPIED, OR USED FOR ANY PURPOSE EXCEPT AS AUTHORIZED IN WRITING. MUST BE RETURNED UPON DEMAND, ON COMPLETION OF ORDER OR OTHER PURPOSE FOR WHICH IT WAS SENT.</p>																																																												
<p>SPECIAL CHARACTERISTICS:</p> <p>⊕ = 6SIGMA ⊕ = CRITICAL CHARACTERISTIC ⊕ = SIGNIFICANT CHARACTERISTIC</p>																																																												



LVJB O
OR W2
WH R
RD R
PU Y
BL C

SEE NOTE 1
↑↑

COLOR CODE
BK.....BLACK
BL/PK.....BLUE/PINK STRIPE
BR.....BROWN
GR.....GREEN
OR.....ORANGE
PU.....PURPLE
RD.....RED
WH.....WHITE
YL.....YELLOW
YL/PK.....YELLOW/PINK STRIPE

WIRING CODE
FACTORY WIRING
HIGH VOLTAGE
LOW VOLTAGE
OPTIONAL HIGH VOLTAGE

FIELD WIRING
HIGH VOLTAGE
LOW VOLTAGE
OPTIONAL HIGH VOLTAGE

COMPONENT CODE
C.....CONTACTOR
CSM.....CORESENSE MODULE
CCR.....COMPRESSOR CONTACTOR RELAY
CH.....CRANKCASE HEATER
CHS.....CRANKCASE HEATER SWITCH
CM.....OUTDOOR FAN MOTOR
COMP.....COMPRESSOR
DC.....DEFROST CONTROL
DFT.....DEFROST THERMOSTAT
HPS.....HIGH PRESSURE SWITCH
HVDR.....HIGH VOLTAGE DEFROST RELAY
IO.....INTERNAL OVERLOAD
LPS.....LOW PRESSURE SWITCH
LVDR.....LOW VOLTAGE DEFROST RELAY
LVJB.....LOW VOLTAGE JUNCTION BOX
RCCF.....RUN CAPACITOR FOR COMPRESSOR & FAN
RVC.....REVERSING VALVE COIL
SA.....START ASSIST
SC.....START CAPACITOR FOR COMPRESSOR (OPTIONAL)
SR.....START RELAY FOR COMPRESSOR (OPTIONAL)
CONTROLS SHOWN WITH THERMOSTAT IN 'OFF' POSITION.

NOTES:

- 1) TO INDOOR UNIT LOW VOLTAGE TERMINAL BLOCK & INDOOR THERMOSTAT.
- 2) START ASSIST FACTORY EQUIPPED WHEN REQUIRED.
- 3) USE COPPER CONDUCTOR ONLY.
- 4) CRANKCASE HEATER & CRANKCASE HEATER SWITCH ARE FACTORY INSTALLED OPTION
- 5) 40VA MINIMUM TRANSFORMER IS REQUIRED.
- 6) COMMON SIDE OF TRANSFORMER MUST BE GROUNDED.

↑↑ USE N.E.C. CLASS 2 WIRE



0140R00273-C



WARNING

High Voltage: Disconnect all power before servicing or installing this unit. Multiple power sources may be present. Failure to do so may cause property damage, personal injury, or death.

Wiring is subject to change. Always refer to the wiring diagram or the unit for the most up-to-date wiring.

MODEL	DESCRIPTION	ASZ14 018**	ASZ14 024**	ASZ14 030**	ASZ14 036**	ASZ14 038**	ASZ14 042**	ASZ14 048/049**	ASZ14 060**
ABK-20	Anchor Bracket Kit *	X	X	X	X	X	X	X	X
ASC01	Anti-Short Cycle Kit	X	X	X	X	X	X	X	X
CSR-U-1	Hard-start Kit	X	X	X	X	X			
CSR-U-2	Hard-start Kit						X	X	X
CSR-U-3	Hard-start Kit							X	X
FSK01A1	Freeze Protection Kit	X	X	X	X	X	X	X	X
LAKT01A	Low-Ambient Kit	X	X	X	X	X	X	X	X
OT18-60A2	Outdoor Thermostat	X	X	X	X	X	X	X	X
OT/EHR18-60	Emergency Heat Relay Kit	X	X	X	X	X	X	X	X
TX2N4A ³	TXV Kit	X	X						
TX3N4 ³	TXV Kit			X	X	X			
TX5N4 ³	TXV Kit						X	X	X

* Contains 20 brackets; four brackets needed to anchor unit to pad

¹ Installed on indoor coil

² Required for heat pump applications where ambient temperatures fall below 0 °F with 50% or higher relative humidity.

³ Condensing units and heat pumps with reciprocating or rotary compressors require the use of start-assist components when used in conjunction with an indoor coil using a non-bleed thermal expansion valve refrigerant metering device. The TXV should always be sized based on the tonnage of the outdoor unit.